



Snips & Scraps

www.HannibalPiecemakers.com
 Hannibal Piecemakers Quilt Guild on Facebook
 Linda Belford, Newsletter Editor



*Happy
 Birthday
 to you*

- 2/1 John Hark
- 2/9 Tina Landskroener
- 2/14 Ann Kunce
- 2/16 Kathy Clifton

Gina's *communiqué*

Hope all is well with you during this cold and snow/icy weather, pray you are wrapped in a quilt of protection. Maybe you took the time to get PIGS (project in grocery sack) started or finished, maybe organized your sewing area (wishful thinking), or registered your quilts for the Quilt Show. However, hoping your New Year is productive and will see you at our February 1st meeting. -- *Gina*

QUILTING TIP: Make sure to clean the lint out of your sewing machine frequently, read the owner's manual to keep it in tip top shape. Don't forget to replace your needle and rotary blades.

WEBSITE

WWW.HANNIBALPIECEMAKERS.COM

2022 OFFICERS

- President Gina Janes
- 1st Vice/Workshop Valerie Brown
- 2nd Vice/Opp. Quilt Committee
- Secretary Beth Caldwell
- Treasurer Cindy Heibel

COMMITTEES -- 2022

- CHARITY LINDA BIER, SANDY NIX & SHERRY KAY SCHAFER
- PROGRAMS KATHI MOORE
- WEB/FACEBOOK/NEWSLETTER . LINDA BELFORD
- HONOR FLIGHT.....CINDY HEIBEL, ABBY TUMBLESON
- BUS TRIP.....
- HISTORIAN ANISSA TOENJES
- LIBRARIAN..... ANN FOREMAN
- SERIES..... TINA LANDSKROENER
- GREETERS SANDY WERR, BEV LILLARD JUDY TONNIES
- QUILT SHOW CHAIRMAN LESA SPÉGAL
- MEETING RAFFLE PANSY KOLB & PATSY WHITLEY
- VENDOR EXPO ... GINA JANES & PEG COLYAR

NEXT MEETING:

February 1, 2022 -- 6 p.m.
 KC Hall

PROGRAM:

Game Night Fun and Fellowship
 Kathi Moore

FEBRUARY 19 WORKSHOP:

Gingham Quilt
 Sheila Bell

2022 WORKSHOPS

All workshops are from 9-3 at the Park United Methodist Church, Cost is \$5. Charity workshops are no cost.

- FEBRUARY 19**
 Gingham Quilt Sheila Bell
- MARCH 19**
 Blockstep Quilt..... Valerie Brown
- APRIL 16**
 PROJECT BAG Linda Belford
- MAY 21**
 Rope Baskets Kathi Moore
- JUNE 18**
 Quartered Stripes Quilt. . Gina Janes
- JULY 16**
 Patriotic Anissa Toenjes
- AUGUST 20**
 Southwest Linda Bier
- SEPTEMBER 17**
 Table Runner Rita Lentz
- OCTOBER 8**
 Crazy Triangle Scrap Quilt Abby Tumbleson
- NOVEMBER 12**
 Snowflake Quilt
- DECEMBER 3**
 End-of-Year Catch-Up

Bed Turning

I am starting to take entries of your antique quilts for the bed turning event that will take place on both days of the quilt show in April. If you were one of the members who gave me a quilt in 2020, I still have the information and would love to use your quilt this year. If you have an antique quilt for the event, please print off the form and fill out and plan to get to me by deadline. Please call me with any questions. 573-248-4951 Cindy Heibel

2022 PROGRAMS

FEBRUARY 1

Game Night Fun and Fellowship

MARCH 1

Pre-Quilt Show Work

APRIL 5

Quilt Show Recap

MAY 3

It's a Mystery

JUNE 7 & 8

Trunk Show & Workshop.. MJ Kinman

JULY 5

Dinner & Graffiti Challenge

AUGUST 2

First-person interpretation of a runaway slave and the underground railroad quilt.

SEPTEMBER 6

OCTOBER 4

NOVEMBER 1

DECEMBER 6

Dinner & Ribbon Challenge

FEBRUARY MEETING PROGRAM

We'll have some fun and fellowship this month playing Left-Right-Center. If you have Left-Right-Center dice, please bring them. Everyone needs to bring 5" squares to gamble with!




pngtree.com

SERIES QUILT 2022

Our 2022 Series Quilts promise to offer everyone some fun. I have chosen two projects which offer you flexibility and creativity as you would choose. If you want to simply follow the instructions or in one project buy a kit, you can. If you want a smaller version of the quilts, both have convenient ways to adjust the size to your liking.

The first project is called Ruby Sensations. This is a medallion quilt, meaning it is worked from the center block out, like a round



robin. The quilt size is 86" X 86", however, you can stop at any point to make it smaller or add additional round to make it bigger. The center block also offers options. The pattern has a Missouri Star in the center, but a Carpenter's Star would also work if it measured the same. The pattern is available through Missouri Star Company, and there are three color wave kits available.

The second project is called Seminole Border Sampler. This quilt






plays off the traditional Seminole Quilts and garments that the Florida Seminole Indians make. Their artwork is all by hand, with very tiny pieces. I have taken the time to increase the size of the Seminole strips to show the unique pieced borders that this beautiful technique to do for your quilts. The instructions for this project will come to you monthly since it is written by me. If you want to audition fabric, look for Light, Medium, and Dark fabrics with high contrast. You can make this in three colors (L/M/D) or scrappy. (I used a jelly roll plus yardage for mine). Instructions for both will be provided in February.

FEBRUARY WORKSHOP -- FEBRUARY 19, 2022

All workshops are from 9-3 at the Park United Methodist Church, Cost is \$5. Charity workshops are no cost.

This gingham quilt finishes at 55" x 65" but you can easily make it larger.



FABRIC	YARDAGE	CUTTING
Fabric A 	1 yard	(5) 5 1/2" x WOF strips
Fabric B 	2 yards	(11) 5 1/2" x WOF strips
Fabric C 	1 1/8 yard	(6) 5 1/2" x WOF strips
Binding	5/8 yard	(7) 2 1/2" x WOF strips
Backing	3 1/2 yards	(2) 63" x WOF halves

NOTE: To make the gingham effect really work, Fabric A should be your lightest fabric, and very light, too. Fabric B should be medium, and Fabric C should be very dark. It is the contrast that makes a gingham quilt work.



MEETING MINUTES

HANNIBAL PIECEMAKERS QUILT GUILD -- JANUARY 4, 2022

Meeting cancelled due to weather.

QUILT SHOW BOUTIQUE

Please bring in items for the quilt show boutique to the February meeting if you have them. Quilt patterns, magazines and books don't need to be priced, nor do fat quarters. However, please price everything else! In addition to fabric, sewing tools, etc., that you want to donate, consider making a boutique item of some kind: pot holders, tea towels, scrap bags, pin cushions, bags, aprons, Christmas ornaments, etc. -- Marianne Bodine

Quilting
FOR CHARITY

The Charity Committee would like to thank the 43 guild members that participated and donated a total of 736 charity items.

The 2021 member participation rate in charity donations was 68%.

LET'S GET READY FOR THE QUILT SHOW!

The website is now open to everyone for quilt entries. The website works best if using a computer or laptop. www.hannibalpiecemakers.com Paper copies of the form will be available for those without computer access. A file with the form has been emailed to you. The file can also be found in the Files section on both HPQG Facebook groups.

You will need to register as a new user the first time you enter a quilt. After that, you will just log in. Have a photo of your quilt as you will need to upload it before entering your

data. This is for insurance purposes to identify your quilt so it doesn't have to be perfect. You can even do this before it's been quilted.

Enter as soon as possible, please! Deadline is February 1.

Just a reminder that all large quilts need to have a hanging sleeve OR a 5" x 7" piece of fabric sewn at the top back with large letters TOP on it. All small quilts need at least a 2" sleeve to hang on a rod.

All quilts entered for the last quilt show are no longer in the program and have to be re-entered!

- Honor Flight Quilts..... 30
- MOOG Aprons 22
- Christmas Stockings..... 232
- QOV Blocks 184
- Leaps of Love 116
- Face Masks..... 100

- Other Misc. donations included:
- Fabric Donations.....4
 - Barn Quilts.....1
 - Travel Pillow & cases 16
 - Scrub Hats..... 30
 - Quilt for Auction.....1